

Upgrade
Spray Cleaner
Filter Change



Dear Customers,

LOTUS stands for innovation and optimization. We do not only design new tools according to the current market requirements but also work on the continuous improvement of the tools which are already in the field.

One of our most important concerns is the **ergonomic operation**. In steady contact with our customers we developed improvements to make **working** with our tools **even more comfortable**.

Up to now, the filter unit has to be turned and tilted in order to exchange the filter. That may cause troubles.

Our solution (now available as retrofit):

We turned the filter unit by 90° and adjusted the door to the filter dimensions. This way the whole filter unit can easily be removed after the piping has been unfastened.


No turning, no tilting anymore!

Advantages:

- Higher safety for your operators
- No spillage of HF
- Lower risk of contamination
- More comfortable and faster filter change
- Reduction of maintenance time

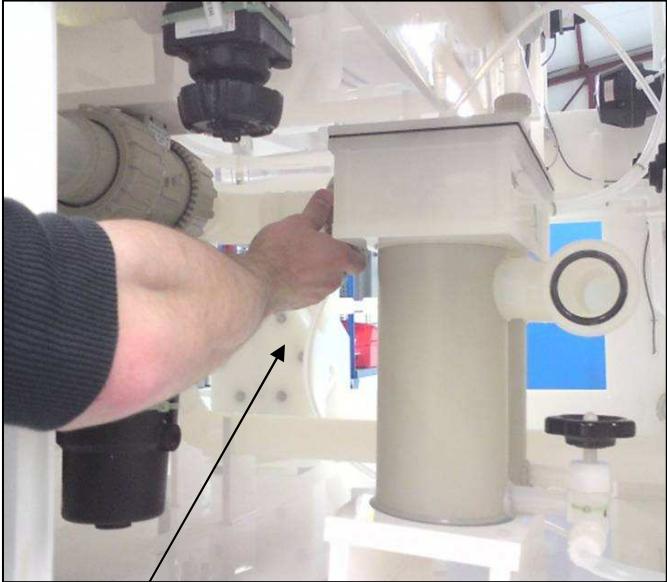
Some pictures for demonstration.

Only few steps are necessary to remove the filter unit.



New sequence of filter change:

Corresponding PPE is necessary!



Unfix the pipes.




Close valve!
Remove flexible tube.

Now the whole filter unit can be removed.



The filter can be taken away in upright position.



The table is turned by 90°.

Contact:

We will be pleased to work out an individual quotation and to answer your questions.
Please do not hesitate to contact our service team:

Daniel Kleinstück

Manager Service

daniel.kleinstuek@lotussystems.de

Phone +49.7704.9233-34

Mobile +49.172.7440164

Fax +49.7704.9233-60

www.lotussystems.com

Uwe Haltmaier

Project Manager / Technical Support

uwe.haltmaier@lotussystems.de

Phone +49.7704.9233-72

Fax +49.7704.9233-60

www.lotussystems.com